







PROJECT ADDRESS		CROSBY CAPITOL HILL									
Date of submission		11/6/2018									
Comments		Please carefully review all comments and exclusions provided in this estimate									
BASE BID		#REF									
 <a href="http://www.citizencon.com">www.citizencon.com</a>											
SR #	DWG. NO.	DETAIL NO.	CSI NO.	DESCRIPTION	QTY.	WASTE	QTY. W/ WASTE	UNIT	UNIT COST	ADJUSTED UNIT COST	TOTAL COST
<b>10 00 00 SPECIALITIES</b>											
<b>BATH ACCESSORIES</b>											
1	A103 - A108	ID1.06 - ID2.08		1 1/2 dia. Stainless Steel 48" Grab Bar	9	0%	9	EA.		\$ -	\$ -
2	A103 - A108	ID1.06 - ID2.08		1 1/2 dia. Stainless Steel 36" Grab Bar	50	0%	50	EA.		\$ -	\$ -
3	A103 - A108	ID1.06 - ID2.08		1 1/2 dia. Stainless Steel 24" Grab Bar	5	0%	5	EA.		\$ -	\$ -
4	A103 - A108	ID1.06 - ID2.08		1 1/2 dia. Stainless Steel 18" Grab Bar	49	0%	49	EA.		\$ -	\$ -
5	A103 - A108	ID1.06 - ID2.08		IKEA Bjarnum Wall Hook	368	0%	368	EA.		\$ -	\$ -
6	A103 - A108	ID1.06 - ID2.08		25" x 39" Recessed Mirror	52	0%	52	EA.		\$ -	\$ -
7	A103 - A108	ID1.06 - ID2.08		Curtain Rod	50	0%	50	EA.		\$ -	\$ -
<b>Note: Plans and Interior Detail Sheets, do not provide any information about the Bath Accessories. However, we have assumed following Essential Accessories.</b>											
8	A103 - A108	ID1.06 - ID2.08		Liquid Soap Dispenser	52	0%	52	EA.		\$ -	\$ -
9	A103 - A108	ID1.06 - ID2.08		Mop Holder & Paper Towel Dispenser	52	0%	52	EA.		\$ -	\$ -
10	A103 - A108	ID1.06 - ID2.08		Surface Mounted Multi-Roll Toilet Tissue Dispenser	52	0%	52	EA.		\$ -	\$ -
<b>Bath Accessories Sub Total</b>											\$ -
<b>Fire Extinguishers w/ Cabinets</b>											
11	A103 - A108			Fire Extinguishers w/ Cabinets	19	0%	19	EA.		\$ -	\$ -
<b>Fire Extinguisher Sub Total</b>											\$ -
<b>12 00 00 FURNISHINGS</b>											
<b>COUNTERTOP &amp; CABINETS</b>											
<b>LEVEL-1</b>											
<b>Note: All countertops are assumed as solid surface &amp; backsplash material is taken as P-Laminate. As it was not clear on plans.</b>											
<b>LIVE/WORK 107</b>											
	A-104	ID-1.01		Solid Surface Counter Top	46	10%	51	SF		\$ -	\$ -
	A-104	ID-1.01		2'-0" High PLAM Backsplash	45	10%	49	SF		\$ -	\$ -
	A-104	ID-1.01		Base Cabinets	24	10%	27	LF		\$ -	\$ -
	A-104	ID-1.01		Upper Cabinets	24	10%	27	LF		\$ -	\$ -
	A-104	ID-1.01		Tall Cabinets Size: (2) W 4'-3" x D 2'-0" - W 5'-3" x D 2'-0"	14	10%	15	LF		\$ -	\$ -
<b>LIVE/WORK 108</b>											
	A-104	ID-1.01		Solid Surface Counter Top	22	10%	25	SF		\$ -	\$ -
	A-104	ID-1.01		2'-0" High P-LAM Backsplash	25	10%	28	SF		\$ -	\$ -
	A-104	ID-1.01		Tall Cabinets Size: W 5'-5" x H 7'-10" - W 4'-0" x H 7'-10"	10	10%	11	LF		\$ -	\$ -
	A-104	ID-1.01		Base Cabinets & Drawers	10	10%	11	LF		\$ -	\$ -
	A-104	ID-1.01		Upper Cabinets	13	10%	14	LF		\$ -	\$ -
	A-104	ID-1.01		(2) Shelves @ Laundry (W-04)	7	10%	7	LF		\$ -	\$ -
<b>LIVE/WORK 109</b>											
	A-104	ID-1.01		Solid Surface Counter Top	40	10%	44	SF		\$ -	\$ -
	A-104	ID-1.01		2'-0" High P-LAM Backsplash	43	10%	48	SF		\$ -	\$ -
	A-104	ID-1.01		Tall Cabinets Size: (2) W 4'-8" x D 2'-0" - W 5'-5" x D 2'-0"	15	10%	16	LF		\$ -	\$ -
	A-104	ID-1.01		Base Cabinets & Drawers	22	10%	24	LF		\$ -	\$ -
	A-104	ID-1.01		Upper Cabinets	24	10%	26	LF		\$ -	\$ -
<b>LIVE/WORK 110</b>											
	A-104	ID-1.01		Solid Surface Counter Top	23	10%	25	SF		\$ -	\$ -
	A-104	ID-1.01		2'-0" High P-LAM Backsplash	27	10%	29	SF		\$ -	\$ -
	A-104	ID-1.01		Tall Cabinets Size: (2) W 3'-2" x D 2'-0" - W 5'-5" x D 2'-0"	13	10%	14	LF		\$ -	\$ -


PROJECT ADDRESS		CROSBY CAPITOL HILL									
Date of submission		11/6/2018									
Comments		Please carefully review all comments and exclusions provided in this estimate									
BASE BID		#REF									
 <a href="http://www.citizencon.com">www.citizencon.com</a>											
SR #	DWG. NO.	DETAIL NO.	CSI NO.	DESCRIPTION	QTY.	WASTE	QTY. W/ WASTE	UNIT	UNIT COST	ADJUSTED UNIT COST	TOTAL COST
	A-104	ID-1.01		Base Cabinets & Drawers	13	10%	15	LF		\$ -	\$ -
	A-104	ID-1.01		Upper Cabinets	16	10%	17	LF		\$ -	\$ -
<b>LIVE/WORK 111</b>											
	A-104	2,3/ID-1.05		Solid Surface Counter Top	25	10%	28	SF		\$ -	\$ -
	A-104	2,3/ID-1.05		2'-0" High P-LAM Backsplash	29	10%	32	SF		\$ -	\$ -
	A-104	2/ID-1.05		Bed Wall Cabinets (W-01) W/ (2) Metal Shelves Size: W 5'-8" x H 7'-10"	6	10%	6	LF		\$ -	\$ -
	A-104	2/ID-1.05		Bed Wall Cabinets(W-01) W/ Shelf & (4) Drawers Size: W 3'-5" x H 7'-10"	4	10%	4	LF		\$ -	\$ -
	A-104	2,3/ID-1.05		Base Cabinets & Drawers Size:2'-6" x 2'-0" (2)1'-0" x 1'-0" (4)1'-0" x 0'-6" 2'-0" x 2'-10"	12	10%	13	LF		\$ -	\$ -
	A-104	2,3/ID-1.05		Upper Cabinets Size:(5)2'-6" x 2'-0" (2)2'-0" x 2'-0" (2)1'-6" x 1'-10" 2'-0" x 2'-10" (2)1'-6" x 1'-6" 2'-0" x 1'-6" (2)2'-6" x 1'-6"	29	10%	32	LF		\$ -	\$ -
	A-104	4/ID-1.05		(2)Shelves @ Laundry (W-04)	9	10%	9	LF		\$ -	\$ -
	A-104	1/ID-1.05		(3)Shelves @ Live/Work (W-03)	34	10%	37	LF		\$ -	\$ -
	A-104	1/ID-1.05		(2)Shelves @ Live/Work W/ BJARNUM WALL HOOKS Below	2	10%	3	LF		\$ -	\$ -
<b>LEVEL-2</b>											
<b>LIVE/WORK 204</b>											
	A-105	ID-1.01		Solid Surface Counter Top	24	10%	26	SF		\$ -	\$ -
	A-105	ID-1.01		2'-0" High PLAM Backsplash	29	10%	32	SF		\$ -	\$ -
	A-105	ID-1.01		Base Cabinets	15	10%	16	LF		\$ -	\$ -
	A-105	ID-1.01		Upper Cabinets	15	10%	16	LF		\$ -	\$ -
	A-105	ID-1.01		(2)Shelves @ Laundry (W-04)	6	10%	6	LF		\$ -	\$ -
<b>LIVE/WORK 205</b>											
	A-105	ID-1.01		Solid Surface Counter Top	23	10%	26	SF		\$ -	\$ -
	A-105	ID-1.01		2'-0" High PLAM Backsplash	23	10%	25	SF		\$ -	\$ -
	A-105	ID-1.01		Base Cabinets	12	10%	13	LF		\$ -	\$ -
	A-105	ID-1.01		Upper Cabinets	14	10%	15	LF		\$ -	\$ -
	A-105	ID-1.01		Closet	4	10%	5	LF		\$ -	\$ -
	A-105	ID-1.01		(2)Shelves @ Laundry (W-04)	5	10%	6	LF		\$ -	\$ -
<b>LIVE/WORK 206</b>											
	A-105	1,6/ID-1.06		Solid Surface Counter Top	43	10%	47	SF		\$ -	\$ -
	A-105	1,6/ID-1.06		2'-0" High PLAM Backsplash	47	10%	51	SF		\$ -	\$ -
	A-105	1,6/ID-1.06		Base Cabinets Size:3'-6" x 2'-4 1/2" (6)1'-6" x 1'-0" (3)1'-6" x 2'-6" (3)1'-2" x 1'-0" (3)1'-0" x 1'-0" (3)1'-0" x 0'-6"	23	10%	26	LF		\$ -	\$ -


PROJECT ADDRESS		CROSBY CAPITOL HILL									
Date of submission		11/6/2018									
Comments		Please carefully review all comments and exclusions provided in this estimate									
BASE BID		#REF									
		 <a href="http://www.citizencon.com">www.citizencon.com</a>									
SR #	DWG. NO.	DETAIL NO.	CSI NO.	DESCRIPTION	QTY.	WASTE	QTY. W/ WASTE	UNIT	UNIT COST	ADJUSTED UNIT COST	TOTAL COST
	A-105	1,6/ID-1.06		Upper Cabinets Size:1'-6" x 1'-10" 1'-8" x 1'-10" 2'-3" x 2'-8" 2'-6" x 1'-10" 1'-2" x 1'-10" 1'-2" x 1'-6" (2)1'-6" x 1'-4" (4) 3'-0" x 2'-0" 3'-6" x 1'-9 3/4" 3'-6" x 1'-4" (4) 3'-0" x 1'-4" 1'-6" x 1'-10" 1'-6" x 1'-4"	51	10%	56	LF		\$ -	\$ -
	A-105	ID-1.01		(2)Shelves @ Laundry (W-04)	5	10%	6	LF		\$ -	\$ -
<b>LIVE/WORK 207</b>											
	A-105	1,6/ID-1.06		Solid Surface Counter Top	41	10%	45	SF		\$ -	\$ -
	A-105	1,6/ID-1.06		2'-0" High PLAM Backsplash	45	10%	50	SF		\$ -	\$ -
	A-105	1,6/ID-1.06		Base Cabinets Size:3'-6" x 2'-4 1/2" (6)1'-6" x 1'-0" (3)1'-6" x 2'-6" (3)1'-2" x 1'-0" (3)1'-0" x 1'-0" (3)1'-0" x 0'-6"	23	10%	25	LF		\$ -	\$ -
	A-105	1,6/ID-1.06		Upper Cabinets Size:1'-6" x 1'-10" 1'-8" x 1'-10" 2'-3" x 2'-8" 2'-6" x 1'-10" 1'-2" x 1'-10" 1'-2" x 1'-6" (2)1'-6" x 1'-4" (4) 3'-0" x 2'-0" 3'-6" x 1'-9 3/4" 3'-6" x 1'-4" (4) 3'-0" x 1'-4" 1'-6" x 1'-10" 1'-6" x 1'-4"	50	10%	55	LF		\$ -	\$ -
	A-105	ID-1.01		(2)Shelves @ Laundry (W-04)	5	10%	6	LF		\$ -	\$ -
<b>LIVE/WORK 208</b>											
	A-105	ID-1.01		Solid Surface Counter Top	38	10%	42	SF		\$ -	\$ -
	A-105	ID-1.01		2'-0" High PLAM Backsplash	47	10%	52	SF		\$ -	\$ -
	A-105	ID-1.01		Base Cabinets	24	10%	26	LF		\$ -	\$ -
	A-105	ID-1.01		Upper Cabinets	26	10%	29	LF		\$ -	\$ -
	A-105	ID-1.01		(2)Shelves @ Laundry (W-04)	5	10%	6	LF		\$ -	\$ -
<b>LIVE/WORK 209</b>											
	A-105	ID-1.01		Solid Surface Counter Top	26	10%	29	SF		\$ -	\$ -
	A-105	ID-1.01		2'-0" High PLAM Backsplash	29	10%	32	SF		\$ -	\$ -
	A-105	ID-1.01		Base Cabinets	15	10%	16	LF		\$ -	\$ -
	A-105	ID-1.01		Upper Cabinets	17	10%	18	LF		\$ -	\$ -
	A-105	ID-1.01		(2)Shelves @ Laundry (W-04)	6	10%	7	LF		\$ -	\$ -
<b>Tall Cabinets @ MEZZANINE</b>											
	A-106	ID-1.01		Tall Cabinets Size: (2) W 2'-9" x D 2'-0" - W 5'-8" x D 2'-0"	11	10%	12	LF		\$ -	\$ -
<b>LIVE/WORK 210</b>											
	A-105	ID-1.01		Solid Surface Counter Top	27	10%	29	SF		\$ -	\$ -

PROJECT ADDRESS		CROSBY CAPITOL HILL									
Date of submission		11/6/2018									
Comments		Please carefully review all comments and exclusions provided in this estimate									
BASE BID		#REF									
 <a href="http://www.citizencon.com">www.citizencon.com</a>											
SR #	DWG. NO.	DETAIL NO.	CSI NO.	DESCRIPTION	QTY.	WASTE	QTY. W/ WASTE	UNIT	UNIT COST	ADJUSTED UNIT COST	TOTAL COST
	A-105	ID-1.01		2'-0" High PLAM Backsplash	30	10%	32	SF		\$ -	\$ -
	A-105	ID-1.01		Base Cabinets	15	10%	16	LF		\$ -	\$ -
	A-105	ID-1.01		Upper Cabinets	17	10%	19	LF		\$ -	\$ -
	A-105	ID-1.01		(2)Shelves @ Laundry (W-04)	6	10%	6	LF		\$ -	\$ -
				<b>Tall Cabinets @ MEZZANINE</b>							
	A-106	ID-1.01		Tall Cabinets Size: (2) W 2'-3" x D 2'-0" - W 5'-8" x D 2'-0"	10	10%	11	LF		\$ -	\$ -
				<b>LIVE/WORK 211</b>							
	A-105	ID-1.01		Solid Surface Counter Top	32	10%	36	SF		\$ -	\$ -
	A-105	ID-1.01		2'-0" High PLAM Backsplash	34	10%	37	SF		\$ -	\$ -
	A-105	ID-1.01		Base Cabinets	17	10%	19	LF		\$ -	\$ -
	A-105	ID-1.01		Upper Cabinets	19	10%	21	LF		\$ -	\$ -
	A-105	ID-1.01		Closet	4	10%	4	LF		\$ -	\$ -
	A-105	ID-1.01		(2)Shelves @ Laundry (W-04)	6	10%	6	LF		\$ -	\$ -
				<b>Tall Cabinets @ MEZZANINE</b>							
	A-106	ID-1.01		Tall Cabinets Size: (2) W 2'-2" x D 2'-0" - W 5'-8" x D 2'-0"	10	10%	11	LF		\$ -	\$ -
				<b>LEVEL-3</b>							
				<b>LIVE/WORK 304</b>							
	A-106	ID-1.01		Solid Surface Counter Top	27	10%	30	SF		\$ -	\$ -
	A-106	ID-1.01		2'-0" High PLAM Backsplash	27	10%	29	SF		\$ -	\$ -
	A-106	ID-1.01		Tall Cabinets Size: W 2'-0" x D 2'-0" - (2)W 5'-8" x D 2'-0"	13	10%	15	LF		\$ -	\$ -
	A-106	ID-1.01		Base Cabinets	13	10%	15	LF		\$ -	\$ -
	A-106	ID-1.01		Upper Cabinets	13	10%	15	LF		\$ -	\$ -
	A-106	ID-1.01		(2)Shelves @ Laundry (W-04)	6	10%	6	LF		\$ -	\$ -
				<b>LIVE/WORK 305</b>							
	A-106	ID-1.01		Solid Surface Counter Top	39	10%	43	SF		\$ -	\$ -
	A-106	ID-1.01		2'-0" High PLAM Backsplash	23	10%	25	SF		\$ -	\$ -
	A-106	ID-1.01		Base Cabinets	12	10%	13	LF		\$ -	\$ -
	A-106	ID-1.01		Upper Cabinets	14	10%	15	LF		\$ -	\$ -
	A-106	ID-1.01		Closet	6	10%	7	LF		\$ -	\$ -
	A-106	ID-1.01		(2)Shelves @ Laundry (W-04)	6	10%	6	LF		\$ -	\$ -
				<b>LIVE/WORK 306</b>							
	A-106	1,6/ID-1.06		Solid Surface Counter Top	44	10%	49	SF		\$ -	\$ -
	A-106	1,6/ID-1.06		2'-0" High PLAM Backsplash	47	10%	51	SF		\$ -	\$ -
	A-106	1,6/ID-1.06		Base Cabinets Size:3'-6" x 2'-4 1/2" (6)1'-6" x 1'-0" (3)1'-6" x 2'-6" (3)1'-2" x 1'-0" (3)1'-0" x 1'-0" (3)1'-0" x 0'-6"	23	10%	26	LF		\$ -	\$ -

PROJECT ADDRESS		CROSBY CAPITOL HILL									
Date of submission		11/6/2018									
Comments		Please carefully review all comments and exclusions provided in this estimate									
BASE BID		#REF									
		 <a href="http://www.citizencon.com">www.citizencon.com</a>									
SR #	DWG. NO.	DETAIL NO.	CSI NO.	DESCRIPTION	QTY.	WASTE	QTY. W/ WASTE	UNIT	UNIT COST	ADJUSTED UNIT COST	TOTAL COST
	A-106	1,6/ID-1.06		Upper Cabinets Size:1'-6" x 1'-10" 1'-8" x 1'-10" 2'-3" x 2'-8" 2'-6" x 1'-10" 1'-2" x 1'-10" 1'-2" x 1'-6" (2)1'-6" x 1'-4" (4) 3'-0" x 2'-0" 3'-6" x 1'-9 3/4" 3'-6" x 1'-4" (4) 3'-0" x 1'-4" 1'-6" x 1'-10" 1'-6" x 1'-4"	51	10%	56	LF		\$ -	\$ -
	A-104	3/ID-1.06		Bed Wall Cabinets (W-01) W/ (2) Metal Shelves Size: W 5'-10" x H 8'-0"	6	10%	6	LF		\$ -	\$ -
	A-104	3/ID-1.06		Bed Wall Cabinets(W-01) W/ Shelf & (4) Drawers Size: (2)W 1'-8" x H 7'-10"	3	10%	4	LF		\$ -	\$ -
	A-106	ID-1.06		(2)Shelves @ Laundry (W-04)	6	10%	7	LF		\$ -	\$ -
	A-106	ID-1.06		(3)Shelves W/ IKEA BJARNUM Wall Hooks	4	10%	4	LF		\$ -	\$ -
	A-106	ID-1.06		(3)Shelves @ Bath	5	10%	6	LF		\$ -	\$ -
<b>LIVE/WORK 307</b>											
	A-106	1,6/ID-1.06		Solid Surface Counter Top	43	10%	47	SF		\$ -	\$ -
	A-106	1,6/ID-1.06		2'-0" High PLAM Backsplash	46	10%	50	SF		\$ -	\$ -
	A-106	1,6/ID-1.06		Base Cabinets Size:3'-6" x 2'-4 1/2" (6)1'-6" x 1'-0" (3)1'-6" x 2'-6" (3)1'-2" x 1'-0" (3)1'-0" x 1'-0" (3)1'-0" x 0'-6"	23	10%	25	LF		\$ -	\$ -
	A-106	1,6/ID-1.06		Upper Cabinets Size:1'-6" x 1'-10" 1'-8" x 1'-10" 2'-3" x 2'-8" 2'-6" x 1'-10" 1'-2" x 1'-10" 1'-2" x 1'-6" (2)1'-6" x 1'-4" (4) 3'-0" x 2'-0" 3'-6" x 1'-9 3/4" 3'-6" x 1'-4" (4) 3'-0" x 1'-4" 1'-6" x 1'-10" 1'-6" x 1'-4"	25	10%	28	LF		\$ -	\$ -
	A-106	ID-1.06		(2)Shelves @ Laundry (W-04)	6	10%	6	LF		\$ -	\$ -
	A-106	ID-1.06		(3)Shelves W/ IKEA BJARNUM Wall Hooks	4	10%	4	LF		\$ -	\$ -
	A-106	ID-1.06		(3)Shelves @ Bath	5	10%	6	LF		\$ -	\$ -
<b>LIVE/WORK 308</b>											
	A-106	ID-1.01		Solid Surface Counter Top	32	10%	35	SF		\$ -	\$ -
	A-106	ID-1.01		2'-0" High PLAM Backsplash	35	10%	39	SF		\$ -	\$ -
	A-106	ID-1.01		Tall Cabinets Size: W 8'-0" x D 2'-0"	8	10%	9	LF		\$ -	\$ -

PROJECT ADDRESS		CROSBY CAPITOL HILL									
Date of submission		11/6/2018									
Comments		Please carefully review all comments and exclusions provided in this estimate									
BASE BID		#REF									
		 <a href="http://www.citizencon.com">www.citizencon.com</a>									
SR #	DWG. NO.	DETAIL NO.	CSI NO.	DESCRIPTION	QTY.	WASTE	QTY. W/ WASTE	UNIT	UNIT COST	ADJUSTED UNIT COST	TOTAL COST
	A-106	ID-1.01		Tall Cabinets Size: W 5'-0" x D 1'-0"	5	10%	6	LF		\$ -	\$ -
	A-106	ID-1.01		Base Cabinets	18	10%	19	LF		\$ -	\$ -
	A-106	ID-1.01		Upper Cabinets	20	10%	22	LF		\$ -	\$ -
	A-106	ID-1.01		(2)Shelves @ Laundry (W-04)	11	10%	12	LF		\$ -	\$ -
<b>LEVEL- (4-7)</b>											
<b>LIVE/WORK 404</b>											
	A-107	ID-1.01		Solid Surface Counter Top	106	10%	117	SF		\$ -	\$ -
	A-107	ID-1.01		2'-0" High PLAM Backsplash	102	10%	112	SF		\$ -	\$ -
	A-107	ID-1.01		Tall Cabinets Size: W 2'-0" x D 2'-0" - (2)W 5'-8" x D 2'-0"	53	10%	59	LF		\$ -	\$ -
	A-107	ID-1.01		Base Cabinets	51	10%	56	LF		\$ -	\$ -
	A-107	ID-1.01		Upper Cabinets	51	10%	56	LF		\$ -	\$ -
	A-107	ID-1.01		(2)Shelves @ Laundry (W-04)	23	10%	25	LF		\$ -	\$ -
<b>LIVE/WORK 405</b>											
	A-107	ID-1.01		Solid Surface Counter Top	93	10%	103	SF		\$ -	\$ -
	A-107	ID-1.01		2'-0" High PLAM Backsplash	92	10%	101	SF		\$ -	\$ -
	A-107	ID-1.01		Tall Cabinets Size: W 2'-0" x D 2'-0" - W 5'-8" x D 2'-0"	31	10%	34	LF		\$ -	\$ -
	A-107	ID-1.01		Base Cabinets	46	10%	51	LF		\$ -	\$ -
	A-107	ID-1.01		Upper Cabinets	55	10%	60	LF		\$ -	\$ -
	A-106	ID-1.01		Closet	26	10%	28	LF		\$ -	\$ -
	A-107	ID-1.01		(2)Shelves @ Laundry (W-04)	23	10%	25	LF		\$ -	\$ -
<b>LIVE/WORK 406</b>											
	A-106	1,6/ID-1.06		Solid Surface Counter Top	172	10%	189	SF		\$ -	\$ -
	A-106	1,6/ID-1.06		2'-0" High PLAM Backsplash	186	10%	205	SF		\$ -	\$ -
	A-106	1,6/ID-1.06		Base Cabinets Size:3'-6" x 2'-4 1/2" (6)1'-6" x 1'-0" (3)1'-6" x 2'-6" (3)1'-2" x 1'-0" (3)1'-0" x 1'-0" (3)1'-0" x 0'-6"	93	10%	103	LF		\$ -	\$ -
	A-106	1,6/ID-1.06		Upper Cabinets Size:1'-6" x 1'-10" 1'-8" x 1'-10" 2'-3" x 2'-8" 2'-6" x 1'-10" 1'-2" x 1'-10" 1'-2" x 1'-6" (2)1'-6" x 1'-4" (4) 3'-0" x 2'-0" 3'-6" x 1'-9 3/4" 3'-6" x 1'-4" (4) 3'-0" x 1'-4" 1'-6" x 1'-10" 1'-6" x 1'-4"	205	10%	225	LF		\$ -	\$ -
	A-107	ID-1.01		Tall Cabinets Size: (2)W 2'-0" x D 2'-0" - W 5'-8" x D 2'-0"	38	10%	42	LF		\$ -	\$ -
	A-106	ID-1.06		(2)Shelves @ Laundry (W-04)	24	10%	26	LF		\$ -	\$ -
<b>LIVE/WORK 407</b>											
	A-106	1,6/ID-1.06		Solid Surface Counter Top	172	10%	189	SF		\$ -	\$ -
	A-106	1,6/ID-1.06		2'-0" High PLAM Backsplash	184	10%	202	SF		\$ -	\$ -

PROJECT ADDRESS		CROSBY CAPITOL HILL									
Date of submission		11/6/2018									
Comments		Please carefully review all comments and exclusions provided in this estimate									
BASE BID		#REF									
 <a href="http://www.citizencon.com">www.citizencon.com</a>											
SR #	DWG. NO.	DETAIL NO.	CSI NO.	DESCRIPTION	QTY.	WASTE	QTY. W/ WASTE	UNIT	UNIT COST	ADJUSTED UNIT COST	TOTAL COST
	A-106	1,6/ID-1.06		Base Cabinets Size:3'-6" x 2'-4 1/2" (6)1'-6" x 1'-0" (3)1'-6" x 2'-6" (3)1'-2" x 1'-0" (3)1'-0" x 1'-0" (3)1'-0" x 0'-6"	93	10%	103	LF		\$ -	\$ -
	A-106	1,6/ID-1.06		Upper Cabinets Size:1'-6" x 1'-10" 1'-8" x 1'-10" 2'-3" x 2'-8" 2'-6" x 1'-10" 1'-2" x 1'-10" 1'-2" x 1'-6" (2)1'-6" x 1'-4" (4) 3'-0" x 2'-0" 3'-6" x 1'-9 3/4" 3'-6" x 1'-4" (4) 3'-0" x 1'-4" 1'-6" x 1'-10" 1'-6" x 1'-4"	205	10%	225	LF		\$ -	\$ -
	A-107	ID-1.01		Tall Cabinets Size: (2)W 2'-0" x D 2'-0" - W 5'-8" x D 2'-0"	38	10%	42	LF		\$ -	\$ -
	A-106	ID-1.06		(2)Shelves @ Laundry (W-04)	24	10%	26	LF		\$ -	\$ -
<b>LIVE/WORK 408</b>											
	A-106	1,6/ID-1.06		Solid Surface Counter Top	172	10%	189	SF		\$ -	\$ -
	A-106	1,6/ID-1.06		2'-0" High PLAM Backsplash	186	10%	205	SF		\$ -	\$ -
	A-106	1,6/ID-1.06		Base Cabinets Size:3'-6" x 2'-4 1/2" (6)1'-6" x 1'-0" (3)1'-6" x 2'-6" (3)1'-2" x 1'-0" (3)1'-0" x 1'-0" (3)1'-0" x 0'-6"	93	10%	103	LF		\$ -	\$ -
	A-106	1,6/ID-1.06		Upper Cabinets Size:1'-6" x 1'-10" 1'-8" x 1'-10" 2'-3" x 2'-8" 2'-6" x 1'-10" 1'-2" x 1'-10" 1'-2" x 1'-6" (2)1'-6" x 1'-4" (4) 3'-0" x 2'-0" 3'-6" x 1'-9 3/4" 3'-6" x 1'-4" (4) 3'-0" x 1'-4" 1'-6" x 1'-10" 1'-6" x 1'-4"	205	10%	225	LF		\$ -	\$ -
	A-107	ID-1.01		Tall Cabinets Size: (2)W 2'-0" x D 2'-0" - W 5'-8" x D 2'-0"	38	10%	42	LF	\$ -	\$ -	\$ -
	A-106	ID-1.06		(2)Shelves @ Laundry (W-04)	24	10%	26	LF	\$ -	\$ -	\$ -
<b>LIVE/WORK 408</b>											
	A-107	ID-1.01		Solid Surface Counter Top	104	10%	114	SF	\$ -	\$ -	\$ -
	A-107	ID-1.01		2'-0" High PLAM Backsplash	118	10%	130	SF	\$ -	\$ -	\$ -

PROJECT ADDRESS		CROSBY CAPITOL HILL										
Date of submission		11/6/2018										
Comments		Please carefully review all comments and exclusions provided in this estimate										
BASE BID		#REF										
 <a href="http://www.citizencon.com">www.citizencon.com</a>												
SR #	DWG. NO.	DETAIL NO.	CSI NO.	DESCRIPTION	QTY.	WASTE	QTY. W/ WASTE	UNIT	UNIT COST	ADJUSTED UNIT COST	TOTAL COST	
	A-107	ID-1.01		Tall Cabinets Size: W 2'-0" x D 2'-0" - W 5'-8" x D 2'-0"	31	10%	34	LF	\$ -	\$ -	\$ -	
	A-107	ID-1.01		Base Cabinets	59	10%	65	LF	\$ -	\$ -	\$ -	
	A-107	ID-1.01		Upper Cabinets	68	10%	75	LF	\$ -	\$ -	\$ -	
	A-107	ID-1.01		(2)Shelves @ Laundry (W-04)	23	10%	25	LF	\$ -	\$ -	\$ -	
<b>LIVE/WORK 410</b>												
	A-107	ID-1.01		Solid Surface Counter Top	112	10%	123	SF	\$ -	\$ -	\$ -	
	A-107	ID-1.01		2'-0" High PLAM Backsplash	152	10%	167	SF	\$ -	\$ -	\$ -	
	A-107	ID-1.01		Base Cabinets	76	10%	84	LF	\$ -	\$ -	\$ -	
	A-107	ID-1.01		Upper Cabinets	85	10%	94	LF	\$ -	\$ -	\$ -	
	A-107	ID-1.01		Closet	38	10%	42	LF	\$ -	\$ -	\$ -	
	A-107	ID-1.01		(2)Shelves @ Laundry (W-04)	26	10%	28	LF	\$ -	\$ -	\$ -	
<b>LIVE/WORK 411</b>												
	A-107	ID-1.01		Solid Surface Counter Top	114	10%	125	SF	\$ -	\$ -	\$ -	
	A-107	ID-1.01		2'-0" High PLAM Backsplash	56	10%	62	SF	\$ -	\$ -	\$ -	
	A-107	ID-1.01		Tall Cabinets Size: (2)W 2'-0" x D 2'-0" - W 5'-8" x D 2'-0"	38	10%	42	LF	\$ -	\$ -	\$ -	
	A-107	ID-1.01		Base Cabinets	56	10%	62	LF	\$ -	\$ -	\$ -	
	A-107	ID-1.01		Upper Cabinets	65	10%	72	LF	\$ -	\$ -	\$ -	
	A-107	ID-1.01		(2)Shelves @ Laundry (W-04)	42	10%	47	LF	\$ -	\$ -	\$ -	
<b>Counter Top &amp; Cabinets Sub Total</b>											\$ -	
<b>PROJECT MANAGER &amp; SUPERVISION</b> 8%												\$ -
<b>GC SPECIAL REQUIREMENTS</b> 1%												\$ -
<b>GENERAL REQUIREMENTS</b> 2%												\$ -
<b>PRICE OVERHEAD</b> 5%												\$ -
<b>PRICE FEE</b> 3%												\$ -
<b>PRICE CONTINGENCIES</b> 5%												\$ -
<b>INSURANCE</b> 1%												\$ -
<b>TOTAL BASE BID</b>											\$ -	